

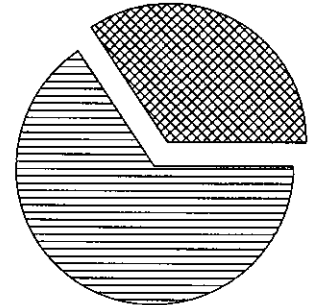


ACCOUNT NUMBER:

STATEMENT PERIOD: JUNE 01, 2020 THROUGH JUNE 30, 2020

PORTFOLIO SUMMARY

	TAX COST	MARKET VALUE	PERCENT
 CASH AND EQUIVALENTS	856,266.00	856,266.00	34.5%
 FIXED INCOME	1,550,000.00	1,627,121.50	65.5%
TOTAL ASSETS	2,406,266.00	2,483,387.50	100.0%
ACCRUED INCOME OTHER	6,999.62	6,999.62	
TOTAL ACCRUED INCOME	6,999.62	6,999.62	
TOTAL ASSETS & ACCRUALS	2,413,265.62	2,490,387.12	
BEGINNING MARKET VALUE	2,813,414.67		
ENDING MARKET VALUE	2,490,387.12		



ACTIVITY SUMMARY

	THIS PERIOD	YEAR TO DATE	REALIZED CAPITAL GAINS / LOSSES	
			THIS PERIOD	YEAR TO DATE
BEGINNING MARKET VALUE	2,805,640.77	2,814,138.89		
DIVIDENDS AND INTEREST	4,010.50	26,823.74		
OTHER RECEIPTS	0.00	400,000.00	LONG TERM	0.00
DISBURSEMENTS	325,000.00-	795,000.00-	TOTAL GAINS / LOSSES	0.00
FEEs	1,426.27-	8,328.97-		1,309.80
NET CASH SALES/PURCHASES	322,415.77	376,505.23		
CHANGE IN MARKET VALUE	322,253.27-	330,751.39-		
ENDING MARKET VALUE	2,483,387.50	2,483,387.50		
			INVESTMENT PERFORMANCE	
			THIS PERIOD	YEAR TO DATE
			RATE OF RETURN	0.15%
				2.58%


ACCOUNT NUMBER:
STATEMENT PERIOD: JUNE 01, 2020 THROUGH JUNE 30, 2020



PORTFOLIO DETAIL

DESCRIPTION	MARKET VALUE/ PRICE	TAX COST/ UNREALIZED GAIN/LOSS	EST ANNUAL INCOME/ ACCRUED INC	CURRENT YIELD
CASH AND EQUIVALENTS				
FNWM MONEY MARKET	856,266.00 1.00	856,266.00 0.00	685.01 57.08	0.08
TOTAL CASH AND EQUIVALENTS	856,266.00	856,266.00 0.00	685.01 57.08	0.08

BOND QUALITY SUMMARY



DESCRIPTION	RATING	PAR VALUE	MARKET VALUE/ PRICE	TAX COST/ UNREALIZED GAIN/LOSS	EST ANNUAL INCOME/ ACCRUED INC	CURRENT YIELD
FIXED INCOME						
ALLY BANK MIDVALE UT CD DTD 01/02/2019 2.8% 01/11/2021		100,000.00	101,418.00 101.42	100,000.00 1,418.00	2,800.00 1,330.77	2.76
AMERICAN EXPRESS FED SAVINGS BANK INSTL CD 2.4% 09/12/2022		50,000.00	52,208.50 104.42	50,000.00 2,208.50	1,200.00 361.96	2.30
AMERICAN EXPRESS CENTURION CD 2.45% 04/05/2022		50,000.00	51,881.00 103.76	50,000.00 1,881.00	1,225.00 291.19	2.36
BMW BANK OF NORTH AMERICA SALT LAKE CD 2.1% 09/08/2021		50,000.00	51,150.00 102.30	50,000.00 1,150.00	1,050.00 328.13	2.05
BMW BANK OF NORTH AMERICA SALT LAKE CD DTD 11/10/2017 2% 11/10/2020		50,000.00	50,346.50 100.69	50,000.00 346.50	1,000.00 141.30	1.99
CAPITAL ONE BANK USA NA CD DTD 09/19/2016 1.4% 09/28/2020		100,000.00	100,284.00 100.28	100,000.00 284.00	1,400.00 361.41	1.40
CAPITAL ONE BANK USA NA CD DTD 12/15/2016 2.25% 12/29/2021		50,000.00	51,550.00 103.10	50,000.00 1,550.00	1,125.00 6.15	2.18