

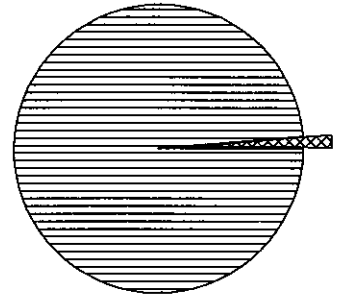


ACCOUNT NUMBER: ---
STATEMENT PERIOD: JULY 01, 2019 THROUGH JULY 31, 2019

PORTFOLIO SUMMARY

	TAX COST	MARKET VALUE	PERCENT
 CASH AND EQUIVALENTS	31,853.72	31,853.72	1.5%
 FIXED INCOME	2,059,690.20	2,072,877.80	98.5%
TOTAL ASSETS	2,091,543.92	2,104,731.52	100.0%
ACCRUED INCOME OTHER	9,626.87	9,626.87	
TOTAL ACCRUED INCOME	9,626.87	9,626.87	
TOTAL ASSETS & ACCRUALS	2,101,170.79	2,114,358.39	
BEGINNING MARKET VALUE	2,241,948.29		
ENDING MARKET VALUE	2,114,358.39		



ACTIVITY SUMMARY

	THIS PERIOD	YEAR TO DATE	REALIZED CAPITAL GAINS / LOSSES	
			THIS PERIOD	YEAR TO DATE
BEGINNING MARKET VALUE	2,233,000.02	2,158,006.92		
DIVIDENDS AND INTEREST	4,156.34	28,178.16		
OTHER RECEIPTS	0.00	450,000.00	LONG TERM	0.00
DISBURSEMENTS	140,000.00-	580,000.00-	TOTAL GAINS / LOSSES	0.00
FEES	1,144.23-	7,992.69-		37.50
NET CASH SALES/PURCHASES	136,987.89	109,017.49		37.50
CHANGE IN MARKET VALUE	128,268.50-	52,478.36-		
ENDING MARKET VALUE	2,104,731.52	2,104,731.52		
			INVESTMENT PERFORMANCE	
			THIS PERIOD	YEAR TO DATE
			RATE OF RETURN	0.58%
				3.93%

ACCOUNT NUMBER:

STATEMENT PERIOD: JULY 01, 2019 THROUGH JULY 31, 2019

PORTFOLIO DETAIL

DESCRIPTION	MARKET VALUE/ PRICE	TAX COST/ UNREALIZED GAIN/LOSS	EST ANNUAL INCOME/ ACCRUED INC	CURRENT YIELD
CASH AND EQUIVALENTS				
FNWM MONEY MARKET	31,853.72	31,853.72	719.89	2.26
	1.00	0.00	59.99	
TOTAL CASH AND EQUIVALENTS	31,853.72	31,853.72	719.89	2.26
		0.00	59.99	

BOND QUALITY SUMMARY

S & P QUALITY RATING	MARKET VALUE	PERCENT
TREASURY / AGENCY	165,175.90	8.0%
NOT RATED	1,907,701.90	92.0%
Total	2,072,877.80	100.0%

DESCRIPTION	RATING	PAR VALUE	MARKET VALUE/ PRICE	TAX COST/ UNREALIZED GAIN/LOSS	EST ANNUAL INCOME/ ACCRUED INC	CURRENT YIELD
FIXED INCOME						
ALLY BANK MIDVALE UT CD DTD 01/02/2019 2.8% 01/11/2021		100,000.000	101,106.00 101.11	100,000.00 1,106.00	2,800.00 167.39	2.77
AMERICAN EXPRESS FED SAVINGS BANK INSTL CD 2.4% 09/12/2022		50,000.000	50,123.50 100.25	50,000.00 123.50	1,200.00 463.04	2.39
AMERICAN EXPRESS CENTURION CD 2.45% 04/05/2022		50,000.000	50,250.00 100.50	50,000.00 250.00	1,225.00 394.95	2.44
BMW BANK OF NORTH AMERICA SALT LAKE CD 2.1% 09/08/2021		50,000.000	50,025.50 100.05	50,000.00 25.50	1,050.00 416.58	2.10
BMW BANK OF NORTH AMERICA SALT LAKE CD DTD 11/10/2017 2% 11/10/2020		50,000.000	49,992.50 99.99	50,000.00 7.50-	1,000.00 225.54	2.00
CAPITAL ONE BANK USA NA CD DTD 09/19/2016 1.4% 09/28/2020		100,000.000	99,152.00 99.15	100,000.00 848.00-	1,400.00 479.35	1.41
CAPITAL ONE BANK USA NA CD DTD 12/15/2016 2.25% 12/29/2021		50,000.000	50,185.50 100.37	50,000.00 185.50	1,125.00 101.43	2.24