

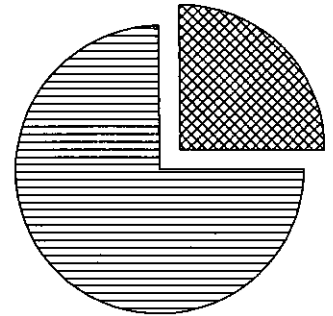


ACCOUNT NUMBER:

STATEMENT PERIOD: AUGUST 01, 2019 THROUGH AUGUST 31, 2019

**PORTFOLIO SUMMARY**

	TAX COST	MARKET VALUE	PERCENT
 CASH AND EQUIVALENTS	703,909.22	703,909.22	25.2%
 FIXED INCOME	2,059,690.20	2,090,548.17	74.8%
<b>TOTAL ASSETS</b>	<b>2,763,599.42</b>	<b>2,794,457.39</b>	<b>100.0%</b>
ACCRUED INCOME OTHER	13,113.94	13,113.94	
<b>TOTAL ACCRUED INCOME</b>	<b>13,113.94</b>	<b>13,113.94</b>	
<b>TOTAL ASSETS &amp; ACCRUALS</b>	<b>2,776,713.36</b>	<b>2,807,571.33</b>	
BEGINNING MARKET VALUE	2,114,358.39		
ENDING MARKET VALUE	2,807,571.33		



**ACTIVITY SUMMARY**

	THIS PERIOD	YEAR TO DATE	REALIZED CAPITAL GAINS / LOSSES	
			THIS PERIOD	YEAR TO DATE
BEGINNING MARKET VALUE	2,104,731.52	2,158,006.92		
DIVIDENDS AND INTEREST	1,627.88	29,806.04		
OTHER RECEIPTS	671,500.00	1,121,500.00		
DISBURSEMENTS	0.00	580,000.00-	LONG TERM	0.00
FEES	1,072.38-	9,065.07-	<b>TOTAL GAINS / LOSSES</b>	<b>0.00</b>
NET CASH SALES/PURCHASES	672,055.50-	563,038.01-		
CHANGE IN MARKET VALUE	689,725.87	637,247.51		
ENDING MARKET VALUE	2,794,457.39	2,794,457.39		
			INVESTMENT PERFORMANCE	
			THIS PERIOD	YEAR TO DATE
			RATE OF RETURN	0.92%
				4.82%

ACCOUNT NUMBER:

STATEMENT PERIOD: AUGUST 01, 2019 THROUGH AUGUST 31, 2019

**PORTFOLIO DETAIL**

DESCRIPTION	MARKET VALUE/ PRICE	TAX COST/ UNREALIZED GAIN/LOSS	EST ANNUAL INCOME/ ACCRUED INC	CURRENT YIELD
<b>CASH AND EQUIVALENTS</b>				
FNWM MONEY MARKET	703,909.22 1.00	703,909.22 0.00	14,993.27 1,249.44	2.13
<b>TOTAL CASH AND EQUIVALENTS</b>	<b>703,909.22</b>	<b>703,909.22</b> 0.00	<b>14,993.27</b> 1,249.44	<b>2.13</b>

**BOND QUALITY SUMMARY**

S & P QUALITY RATING	MARKET VALUE	PERCENT
TREASURY / AGENCY	165,763.62	7.9%
NOT RATED	1,924,784.55	92.1%
<b>Total</b>	<b>2,090,548.17</b>	<b>100.0%</b>

DESCRIPTION	RATING	PAR VALUE	MARKET VALUE/ PRICE	TAX COST/ UNREALIZED GAIN/LOSS	EST ANNUAL INCOME/ ACCRUED INC	CURRENT YIELD
<b>FIXED INCOME</b>						
ALLY BANK MIDVALE UT CD DTD 01/02/2019 2.8% 01/11/2021		100,000.000	101,408.00 101.41	100,000.00 1,408.00	2,800.00 403.26	2.76
AMERICAN EXPRESS FED SAVINGS BANK INSTL CD 2.4% 09/12/2022		50,000.000	50,582.50 101.17	50,000.00 582.50	1,200.00 564.13	2.37
AMERICAN EXPRESS CENTURION CD 2.45% 04/05/2022		50,000.000	50,600.00 101.20	50,000.00 600.00	1,225.00 498.70	2.42
BMW BANK OF NORTH AMERICA SALT LAKE CD 2.1% 09/08/2021		50,000.000	50,302.50 100.61	50,000.00 302.50	1,050.00 505.03	2.09
BMW BANK OF NORTH AMERICA SALT LAKE CD DTD 11/10/2017 2% 11/10/2020		50,000.000	50,149.50 100.30	50,000.00 149.50	1,000.00 309.78	1.99
CAPITAL ONE BANK USA NA CD DTD 09/19/2016 1.4% 09/28/2020		100,000.000	99,489.00 99.49	100,000.00 511.00-	1,400.00 597.28	1.41
CAPITAL ONE BANK USA NA CD DTD 12/15/2016 2.25% 12/29/2021		50,000.000	50,500.00 101.00	50,000.00 500.00	1,125.00 196.72	2.23