

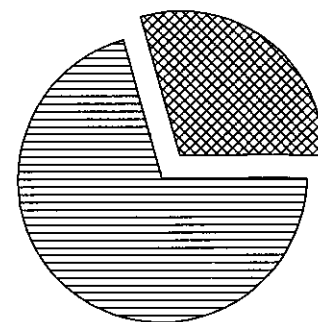


ACCOUNT NUMBER:

STATEMENT PERIOD: JANUARY 01, 2020 THROUGH JANUARY 31, 2020

PORTFOLIO SUMMARY

	TAX COST	MARKET VALUE	PERCENT
 CASH AND EQUIVALENTS	769,415.05	769,415.05	29.4%
 FIXED INCOME	1,814,690.20	1,848,714.64	70.6%
TOTAL ASSETS	2,584,105.25	2,618,129.69	100.0%
ACCRUED INCOME OTHER	10,188.15	10,188.15	
TOTAL ACCRUED INCOME	10,188.15	10,188.15	
TOTAL ASSETS & ACCRUALS	2,594,293.40	2,628,317.84	
BEGINNING MARKET VALUE	2,823,599.08		
ENDING MARKET VALUE	2,628,317.84		



ACTIVITY SUMMARY

	THIS PERIOD	YEAR TO DATE	REALIZED CAPITAL GAINS / LOSSES	
			THIS PERIOD	YEAR TO DATE
BEGINNING MARKET VALUE	2,814,138.89	2,814,138.89		
DIVIDENDS AND INTEREST	4,050.47	4,050.47		
DISBURSEMENTS	200,000.00-	200,000.00-		
FEES	1,406.65-	1,406.65-		
NET CASH SALES/PURCHASES	197,356.18	197,356.18		
CHANGE IN MARKET VALUE	196,009.20-	196,009.20-		
ENDING MARKET VALUE	2,618,129.69	2,618,129.69		
			INVESTMENT PERFORMANCE	
			THIS PERIOD	YEAR TO DATE
			TOTAL GAINS / LOSSES	0.00
				0.00
			RATE OF RETURN	0.19%
				0.19%


ACCOUNT NUMBER:

STATEMENT PERIOD: JANUARY 01, 2020 THROUGH JANUARY 31, 2020

PORTFOLIO DETAIL

DESCRIPTION	MARKET VALUE/ PRICE	TAX COST/ UNREALIZED GAIN/LOSS	EST ANNUAL INCOME/ ACCRUED INC	CURRENT YIELD
CASH AND EQUIVALENTS				
FNWM MONEY MARKET	769,415.05 1.00	769,415.05 0.00	12,772.29 1,064.36	1.66
TOTAL CASH AND EQUIVALENTS	769,415.05	769,415.05 0.00	12,772.29 1,064.36	1.66

BOND QUALITY SUMMARY



DESCRIPTION	RATING	PAR VALUE	MARKET VALUE/ PRICE	TAX COST/ UNREALIZED GAIN/LOSS	EST ANNUAL INCOME/ ACCRUED INC	CURRENT YIELD
FIXED INCOME						
ALLY BANK MIDVALE UT CD DTD 01/02/2019 2.8% 01/11/2021		100,000.000	101,097.00 101.10	100,000.00 1,097.00	2,800.00 169.23	2.77
AMERICAN EXPRESS FED SAVINGS BANK INSTL CD 2.4% 09/12/2022		50,000.000	50,684.00 101.37	50,000.00 684.00	1,200.00 468.13	2.37
AMERICAN EXPRESS CENTURION CD 2.45% 04/05/2022		50,000.000	50,629.50 101.26	50,000.00 629.50	1,225.00 398.29	2.42
BMW BANK OF NORTH AMERICA SALT LAKE CD 2.1% 09/08/2021		50,000.000	50,333.00 100.67	50,000.00 333.00	1,050.00 421.15	2.09
BMW BANK OF NORTH AMERICA SALT LAKE CD DTD 11/10/2017 2% 11/10/2020		50,000.000	50,143.00 100.29	50,000.00 143.00	1,000.00 228.02	1.99
CAPITAL ONE BANK USA NA CD DTD 09/19/2016 1.4% 09/28/2020		100,000.000	99,764.00 99.76	100,000.00 236.00-	1,400.00 484.62	1.40
CAPITAL ONE BANK USA NA CD DTD 12/15/2016 2.25% 12/29/2021		50,000.000	50,516.50 101.03	50,000.00 516.50	1,125.00 104.51	2.23