

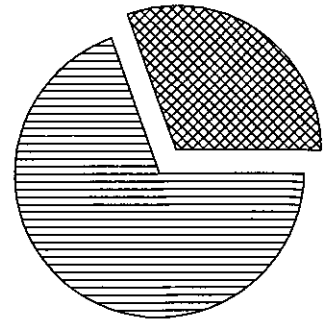


ACCOUNT NUMBER:

STATEMENT PERIOD: NOVEMBER 01, 2019 THROUGH NOVEMBER 30, 2019

**PORTFOLIO SUMMARY**

	TAX COST	MARKET VALUE	PERCENT
 CASH AND EQUIVALENTS	862,786.28	862,786.28	30.7%
 FIXED INCOME	1,914,690.20	1,949,008.90	69.3%
<b>TOTAL ASSETS</b>	<b>2,777,476.48</b>	<b>2,811,795.18</b>	<b>100.0%</b>
ACCRUED INCOME OTHER	9,783.90	9,783.90	
<b>TOTAL ACCRUED INCOME</b>	<b>9,783.90</b>	<b>9,783.90</b>	
<b>TOTAL ASSETS &amp; ACCRUALS</b>	<b>2,787,260.38</b>	<b>2,821,579.08</b>	
BEGINNING MARKET VALUE	2,815,877.75		
ENDING MARKET VALUE	2,821,579.08		



**ACTIVITY SUMMARY**

	THIS PERIOD	YEAR TO DATE	REALIZED CAPITAL GAINS / LOSSES	
			THIS PERIOD	YEAR TO DATE
BEGINNING MARKET VALUE	2,806,744.18	2,158,006.92		
DIVIDENDS AND INTEREST	3,966.96	47,568.92		
OTHER RECEIPTS	0.00	1,121,500.00	LONG TERM	0.00
DISBURSEMENTS	0.00	580,000.00-	TOTAL GAINS / LOSSES	37.50
FEES	1,402.48-	12,950.89-		
NET CASH SALES/PURCHASES	2,564.48-	576,915.07-		
CHANGE IN MARKET VALUE	5,051.00	654,585.30		
ENDING MARKET VALUE	2,811,795.18	2,811,795.18		
			INVESTMENT PERFORMANCE	
			THIS PERIOD	YEAR TO DATE
			RATE OF RETURN	0.23%      5.80%


ACCOUNT NUMBER:

STATEMENT PERIOD: NOVEMBER 01, 2019 THROUGH NOVEMBER 30, 2019

**PORTFOLIO DETAIL**

DESCRIPTION	MARKET VALUE/ PRICE	TAX COST/ UNREALIZED GAIN/LOSS	EST ANNUAL INCOME/ ACCRUED INC	CURRENT YIELD
<b>CASH AND EQUIVALENTS</b>				
FNWM MONEY MARKET	862,786.28 1.00	862,786.28 0.00	14,753.65 1,229.47	1.71
<b>TOTAL CASH AND EQUIVALENTS</b>	<b>862,786.28</b>	<b>862,786.28</b> 0.00	<b>14,753.65</b> 1,229.47	<b>1.71</b>

**BOND QUALITY SUMMARY**



DESCRIPTION	RATING	PAR VALUE	MARKET VALUE/ PRICE	TAX COST/ UNREALIZED GAIN/LOSS	EST ANNUAL INCOME/ ACCRUED INC	CURRENT YIELD
<b>FIXED INCOME</b>						
ALLY BANK MIDVALE UT CD DTD 01/02/2019 2.8% 01/11/2021		100,000.000	101,334.00 101.33	100,000.00 1,334.00	2,800.00 1,095.65	2.76
AMERICAN EXPRESS FED SAVINGS BANK INSTL CD 2.4% 09/12/2022		50,000.000	50,618.00 101.24	50,000.00 618.00	1,200.00 263.74	2.37
AMERICAN EXPRESS CENTURION CD 2.45% 04/05/2022		50,000.000	50,645.00 101.29	50,000.00 645.00	1,225.00 190.78	2.42
BMW BANK OF NORTH AMERICA SALT LAKE CD 2.1% 09/08/2021		50,000.000	50,377.00 100.75	50,000.00 377.00	1,050.00 242.31	2.08
BMW BANK OF NORTH AMERICA SALT LAKE CD DTD 11/10/2017 2% 11/10/2020		50,000.000	50,197.50 100.40	50,000.00 197.50	1,000.00 57.69	1.99
CAPITAL ONE BANK USA NA CD DTD 09/19/2016 1.4% 09/28/2020		100,000.000	99,734.00 99.73	100,000.00 266.00	1,400.00 246.15	1.40
CAPITAL ONE BANK USA NA CD DTD 12/15/2016 2.25% 12/29/2021		50,000.000	50,557.00 101.11	50,000.00 557.00	1,125.00 476.43	2.23