

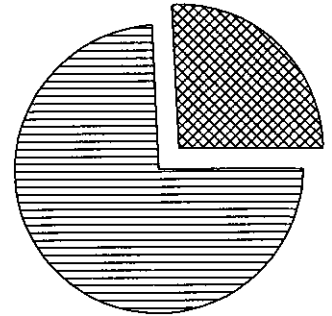


**PORTFOLIO SUMMARY**

	TAX COST	MARKET VALUE	PERCENT
 CASH AND EQUIVALENTS	645,375.26	645,375.26	25.8%
 FIXED INCOME	1,814,690.20	1,856,317.76	74.2%
<b>TOTAL ASSETS</b>	<b>2,460,065.46</b>	<b>2,501,693.02</b>	<b>100.0%</b>
ACCRUED INCOME OTHER	11,864.10	11,864.10	
<b>TOTAL ACCRUED INCOME</b>	<b>11,864.10</b>	<b>11,864.10</b>	
<b>TOTAL ASSETS &amp; ACCRUALS</b>	<b>2,471,929.56</b>	<b>2,513,557.12</b>	
BEGINNING MARKET VALUE	2,628,317.84		
ENDING MARKET VALUE	2,513,557.12		



**ACTIVITY SUMMARY**

	THIS PERIOD	YEAR TO DATE	REALIZED CAPITAL GAINS / LOSSES	
			THIS PERIOD	YEAR TO DATE
BEGINNING MARKET VALUE	2,618,129.69	2,814,138.89		
DIVIDENDS AND INTEREST	2,310.03	6,360.50		
DISBURSEMENTS	125,000.00-	325,000.00-		
FEEs	1,349.82-	2,756.47-		
NET CASH SALES/PURCHASES	124,039.79	321,395.97		
CHANGE IN MARKET VALUE	116,436.67-	312,445.87-		
ENDING MARKET VALUE	2,501,693.02	2,501,693.02		
			INVESTMENT PERFORMANCE	
			THIS PERIOD	YEAR TO DATE
			RATE OF RETURN	
			0.38%	0.54%


ACCOUNT NUMBER:

STATEMENT PERIOD: FEBRUARY 01, 2020 THROUGH FEBRUARY 29, 2020

**PORTFOLIO DETAIL**

DESCRIPTION	MARKET VALUE/ PRICE	TAX COST/ UNREALIZED GAIN/LOSS	EST ANNUAL INCOME/ ACCRUED INC	CURRENT YIELD
<b>CASH AND EQUIVALENTS</b>				
FNWM MONEY MARKET	645,375.26 1.00	645,375.26 0.00	9,745.17 812.10	1.51
<b>TOTAL CASH AND EQUIVALENTS</b>	<b>645,375.26</b>	<b>645,375.26</b> 0.00	<b>9,745.17</b> 812.10	<b>1.51</b>

**BOND QUALITY SUMMARY**



DESCRIPTION	RATING	PAR VALUE	MARKET VALUE/ PRICE	TAX COST/ UNREALIZED GAIN/LOSS	EST ANNUAL INCOME/ ACCRUED INC	CURRENT YIELD
<b>FIXED INCOME</b>						
ALLY BANK MIDVALE UT CD DTD 01/02/2019 2.8% 01/11/2021		100,000.000	101,165.00 101.17	100,000.00 1,165.00	2,800.00 392.31	2.77
AMERICAN EXPRESS FED SAVINGS BANK INSTL CD 2.4% 09/12/2022		50,000.000	50,930.50 101.86	50,000.00 930.50	1,200.00 563.74	2.36
AMERICAN EXPRESS CENTURION CD 2.45% 04/05/2022		50,000.000	50,866.00 101.73	50,000.00 866.00	1,225.00 495.36	2.41
BMW BANK OF NORTH AMERICA SALT LAKE CD 2.1% 09/08/2021		50,000.000	50,488.50 100.98	50,000.00 488.50	1,050.00 504.81	2.08
BMW BANK OF NORTH AMERICA SALT LAKE CD DTD 11/10/2017 2% 11/10/2020		50,000.000	50,187.50 100.38	50,000.00 187.50	1,000.00 307.69	1.99
CAPITAL ONE BANK USA NA CD DTD 09/19/2016 1.4% 09/28/2020		100,000.000	99,872.00 99.87	100,000.00 128.00	1,400.00 596.15	1.40
CAPITAL ONE BANK USA NA CD DTD 12/15/2016 2.25% 12/29/2021		50,000.000	50,723.00 101.45	50,000.00 723.00	1,125.00 193.65	2.22