

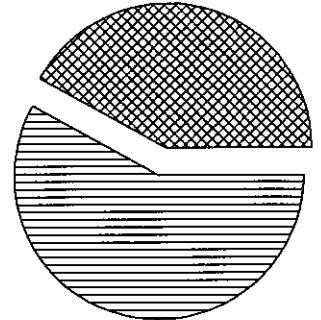


ACCOUNT NUMBER:

STATEMENT PERIOD: MARCH 01, 2020 THROUGH MARCH 31, 2020

PORTFOLIO SUMMARY

| | TAX COST | MARKET VALUE | PERCENT |
|--|---------------------|---------------------|---------------|
|  CASH AND EQUIVALENTS | 1,217,208.08 | 1,217,208.08 | 41.8% |
|  FIXED INCOME | 1,650,000.00 | 1,693,826.00 | 58.2% |
| TOTAL ASSETS | 2,867,208.08 | 2,911,034.08 | 100.0% |
| ACCRUED INCOME OTHER | 9,700.00 | 9,700.00 | |
| TOTAL ACCRUED INCOME | 9,700.00 | 9,700.00 | |
| TOTAL ASSETS & ACCRUALS | 2,876,908.08 | 2,920,734.08 | |
| BEGINNING MARKET VALUE | 2,513,557.12 | | |
| ENDING MARKET VALUE | 2,920,734.08 | | |



ACTIVITY SUMMARY

| | THIS PERIOD | YEAR TO DATE | REALIZED CAPITAL GAINS / LOSSES | |
|--------------------------|--------------|--------------|---------------------------------|-----------------|
| | | | THIS PERIOD | YEAR TO DATE |
| BEGINNING MARKET VALUE | 2,501,693.02 | 2,814,138.89 | | |
| DIVIDENDS AND INTEREST | 7,091.64 | 13,452.14 | | |
| OTHER RECEIPTS | 400,000.00 | 400,000.00 | | |
| DISBURSEMENTS | 0.00 | 325,000.00- | LONG TERM | 1,309.80 |
| FEEs | 1,258.82- | 4,015.29- | TOTAL GAINS / LOSSES | 1,309.80 |
| NET CASH SALES/PURCHASES | 405,832.82- | 84,436.85- | | |
| CHANGE IN MARKET VALUE | 409,341.06 | 96,895.19 | | |
| ENDING MARKET VALUE | 2,911,034.08 | 2,911,034.08 | | |
| | | | INVESTMENT PERFORMANCE | |
| | | | THIS PERIOD | YEAR TO DATE |
| | | | RATE OF RETURN | |
| | | | 0.42% | 0.92% |


ACCOUNT NUMBER:

STATEMENT PERIOD: MARCH 01, 2020 THROUGH MARCH 31, 2020

PORTFOLIO DETAIL

| DESCRIPTION | MARKET VALUE/ PRICE | TAX COST/ UNREALIZED GAIN/LOSS | EST ANNUAL INCOME/ ACCRUED INC | CURRENT YIELD |
|-----------------------------------|----------------------|--------------------------------|--------------------------------|---------------|
| CASH AND EQUIVALENTS | | | | |
| FNWM MONEY MARKET | 1,217,208.08 1.00 | 1,217,208.08 0.00 | 17,162.63 1,430.22 | 1.41 |
| TOTAL CASH AND EQUIVALENTS | 1,217,208.08 | 1,217,208.08 0.00 | 17,162.63 1,430.22 | 1.41 |

BOND QUALITY SUMMARY



| DESCRIPTION | RATING | PAR VALUE | MARKET VALUE/ PRICE | TAX COST/ UNREALIZED GAIN/LOSS | EST ANNUAL INCOME/ ACCRUED INC | CURRENT YIELD |
|---|--------|-------------|----------------------|--------------------------------|--------------------------------|---------------|
| FIXED INCOME | | | | | | |
| ALLY BANK MIDVALE UT CD DTD 01/02/2019 2.8% 01/11/2021 | | 100,000.000 | 101,302.00 101.30 | 100,000.00 1,302.00 | 2,800.00 630.77 | 2.76 |
| AMERICAN EXPRESS FED SAVINGS BANK INSTL CD 2.4% 09/12/2022 | | 50,000.000 | 51,027.00 102.05 | 50,000.00 1,027.00 | 1,200.00 65.22 | 2.35 |
| AMERICAN EXPRESS CENTURION CD 2.45% 04/05/2022 | | 50,000.000 | 50,937.50 101.88 | 50,000.00 937.50 | 1,225.00 599.11 | 2.40 |
| BMW BANK OF NORTH AMERICA SALT LAKE CD 2.1% 09/08/2021 | | 50,000.000 | 50,575.50 101.15 | 50,000.00 575.50 | 1,050.00 68.48 | 2.08 |
| BMW BANK OF NORTH AMERICA SALT LAKE CD DTD 11/10/2017 2% 11/10/2020 | | 50,000.000 | 50,281.00 100.56 | 50,000.00 281.00 | 1,000.00 392.86 | 1.99 |
| CAPITAL ONE BANK USA NA CD DTD 09/19/2016 1.4% 09/28/2020 | | 100,000.000 | 100,105.00 100.11 | 100,000.00 105.00 | 1,400.00 15.22 | 1.40 |
| CAPITAL ONE BANK USA NA CD DTD 12/15/2016 2.25% 12/29/2021 | | 50,000.000 | 50,797.00 101.59 | 50,000.00 797.00 | 1,125.00 288.93 | 2.21 |