

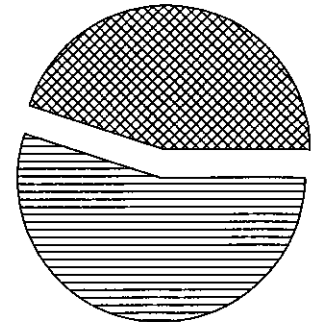


ACCOUNT NUMBER:

STATEMENT PERIOD: APRIL 01, 2020 THROUGH APRIL 30, 2020

**PORTFOLIO SUMMARY**

	TAX COST	MARKET VALUE	PERCENT
 CASH AND EQUIVALENTS	1,322,172.95	1,322,172.95	45.0%
 FIXED INCOME	1,550,000.00	1,617,112.00	55.0%
<b>TOTAL ASSETS</b>	<b>2,872,172.95</b>	<b>2,939,284.95</b>	<b>100.0%</b>
ACCRUED INCOME OTHER	7,590.73	7,590.73	
<b>TOTAL ACCRUED INCOME</b>	<b>7,590.73</b>	<b>7,590.73</b>	
<b>TOTAL ASSETS &amp; ACCRUALS</b>	<b>2,879,763.68</b>	<b>2,946,875.68</b>	
BEGINNING MARKET VALUE	2,920,734.08		
ENDING MARKET VALUE	2,946,875.68		



**ACTIVITY SUMMARY**

	THIS PERIOD	YEAR TO DATE	REALIZED CAPITAL GAINS / LOSSES	
			THIS PERIOD	YEAR TO DATE
BEGINNING MARKET VALUE	2,911,034.08	2,814,138.89		
DIVIDENDS AND INTEREST	6,392.23	19,844.37		
OTHER RECEIPTS	0.00	400,000.00		
DISBURSEMENTS	0.00	325,000.00-	LONG TERM	0.00
FEES	1,427.36-	5,442.65-	<b>TOTAL GAINS / LOSSES</b>	<b>0.00</b>
NET CASH SALES/PURCHASES	4,964.87-	89,401.72-		
CHANGE IN MARKET VALUE	28,250.87	125,146.06		
ENDING MARKET VALUE	2,939,284.95	2,939,284.95		
			INVESTMENT PERFORMANCE	
			THIS PERIOD	YEAR TO DATE
			RATE OF RETURN	1.02%
				1.98%

ACCOUNT NUMBER:

STATEMENT PERIOD: APRIL 01, 2020 THROUGH APRIL 30, 2020

**PORTFOLIO DETAIL**

DESCRIPTION	MARKET VALUE/ PRICE	TAX COST/ UNREALIZED GAIN/LOSS	EST ANNUAL INCOME/ ACCRUED INC	CURRENT YIELD
<b>CASH AND EQUIVALENTS</b>				
FNWM MONEY MARKET	1,322,172.95 1.00	1,322,172.95 0.00	5,949.78 495.82	0.45
<b>TOTAL CASH AND EQUIVALENTS</b>	<b>1,322,172.95</b>	<b>1,322,172.95</b> 0.00	<b>5,949.78</b> 495.82	<b>0.45</b>

**BOND QUALITY SUMMARY**

S & P QUALITY RATING	MARKET VALUE	PERCENT
TREASURY / AGENCY	50,303.50	3.1%
NOT RATED	1,566,808.50	96.9%
<b>Total</b>	<b>1,617,112.00</b>	<b>100.0%</b>

DESCRIPTION	RATING	PAR VALUE	MARKET VALUE/ PRICE	TAX COST/ UNREALIZED GAIN/LOSS	EST ANNUAL INCOME/ ACCRUED INC	CURRENT YIELD
<b>FIXED INCOME</b>						
ALLY BANK MIDVALE UT CD DTD 01/02/2019 2.8% 01/11/2021		100,000.000	101,771.00 101.77	100,000.00 1,771.00	2,800.00 881.54	2.75
AMERICAN EXPRESS FED SAVINGS BANK INSTL CD 2.4% 09/12/2022		50,000.000	51,774.00 103.55	50,000.00 1,774.00	1,200.00 163.04	2.32
AMERICAN EXPRESS CENTURION CD 2.45% 04/05/2022		50,000.000	51,558.50 103.12	50,000.00 1,558.50	1,225.00 87.02	2.38
BMW BANK OF NORTH AMERICA SALT LAKE CD 2.1% 09/08/2021		50,000.000	51,036.50 102.07	50,000.00 1,036.50	1,050.00 154.08	2.06
BMW BANK OF NORTH AMERICA SALT LAKE CD DTD 11/10/2017 2% 11/10/2020		50,000.000	50,438.50 100.88	50,000.00 438.50	1,000.00 475.27	1.98
CAPITAL ONE BANK USA NA CD DTD 09/19/2016 1.4% 09/28/2020		100,000.000	100,381.00 100.38	100,000.00 381.00	1,400.00 129.35	1.39
CAPITAL ONE BANK USA NA CD DTD 12/15/2016 2.25% 12/29/2021		50,000.000	51,338.00 102.68	50,000.00 1,338.00	1,125.00 381.15	2.19