

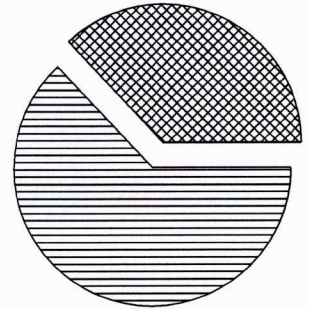


ACCOUNT NUMBER:  
STATEMENT PERIOD: MARCH 01, 2021 THROUGH MARCH 31, 2021

**PORTFOLIO SUMMARY**

	TAX COST	MARKET VALUE	PERCENT
 CASH AND EQUIVALENTS	1,171,480.57	1,171,480.57	36.9%
 FIXED INCOME	1,950,000.00	2,003,444.00	63.1%
<b>TOTAL ASSETS</b>	<b>3,121,480.57</b>	<b>3,174,924.57</b>	<b>100.0%</b>
ACCRUED INCOME OTHER	7,245.94	7,245.94	
<b>TOTAL ACCRUED INCOME</b>	<b>7,245.94</b>	<b>7,245.94</b>	
<b>TOTAL ASSETS &amp; ACCRUALS</b>	<b>3,128,726.51</b>	<b>3,182,170.51</b>	
<b>BEGINNING MARKET VALUE</b>	<b>2,614,465.31</b>		
<b>ENDING MARKET VALUE</b>	<b>3,182,170.51</b>		



**ACTIVITY SUMMARY**

	THIS PERIOD	YEAR TO DATE	REALIZED CAPITAL GAINS / LOSSES	
			THIS PERIOD	YEAR TO DATE
BEGINNING MARKET VALUE	2,606,071.24	2,836,852.21		
DIVIDENDS AND INTEREST	4,099.80	7,504.39		
OTHER RECEIPTS	575,000.00	575,000.00		
DISBURSEMENTS	0.00	225,000.00-		
FEEs	1,304.47-	4,237.53-		
NET CASH SALES/PURCHASES	577,795.33-	353,266.86-		
CHANGE IN MARKET VALUE	568,853.33	338,072.36		
ENDING MARKET VALUE	3,174,924.57	3,174,924.57		
			<b>INVESTMENT PERFORMANCE</b>	
			THIS PERIOD	YEAR TO DATE
			<b>RATE OF RETURN</b>	
			0.19-%	0.27-%