




ACCOUNT NUMBER

STATEMENT PERIOD: MAY 01, 2021 THROUGH MAY 31, 2021

**PORTFOLIO SUMMARY**

	TAX COST	MARKET VALUE	PERCENT
 CASH AND EQUIVALENTS	399,785.15	399,785.15	14.0%
 FIXED INCOME	2,400,000.00	2,453,822.50	86.0%
<b>TOTAL ASSETS</b>	<b>2,799,785.15</b>	<b>2,853,607.65</b>	<b>100.0%</b>
ACCRUED INCOME OTHER	7,487.22	7,487.22	
<b>TOTAL ACCRUED INCOME</b>	<b>7,487.22</b>	<b>7,487.22</b>	
<b>TOTAL ASSETS &amp; ACCRUALS</b>	<b>2,807,272.37</b>	<b>2,861,094.87</b>	
BEGINNING MARKET VALUE	3,183,393.19		
ENDING MARKET VALUE	2,861,094.87		



**ACTIVITY SUMMARY**

	THIS PERIOD	YEAR TO DATE	REALIZED CAPITAL GAINS / LOSSES	
			THIS PERIOD	YEAR TO DATE
BEGINNING MARKET VALUE	3,177,033.97	2,836,852.21		
DIVIDENDS AND INTEREST	2,064.44	13,947.69		
OTHER RECEIPTS	0.00	575,000.00		
DISBURSEMENTS	325,000.00-	550,000.00-	<b>TOTAL GAINS / LOSSES</b>	<b>0.00</b>
FEEES	1,587.76-	7,376.25-		<b>0.00</b>
NET CASH SALES/PURCHASES	324,523.32	31,571.44-	<b>INVESTMENT PERFORMANCE</b>	
CHANGE IN MARKET VALUE	323,426.32-	16,755.44		
ENDING MARKET VALUE	2,853,607.65	2,853,607.65	THIS PERIOD	YEAR TO DATE
			<b>RATE OF RETURN</b>	
			0.10%	0.03-%