

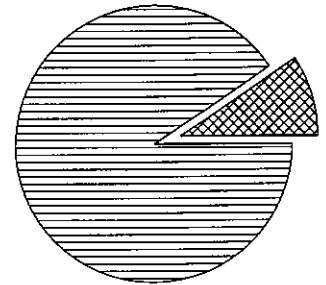


ACCOUNT NUMBER:

STATEMENT PERIOD: JUNE 01, 2021 THROUGH JUNE 30, 2021

**PORTFOLIO SUMMARY**

	TAX COST	MARKET VALUE	PERCENT
 CASH AND EQUIVALENTS	253,267.71	253,267.71	9.4%
 FIXED INCOME	2,400,000.00	2,455,437.00	90.6%
<b>TOTAL ASSETS</b>	<b>2,653,267.71</b>	<b>2,708,704.71</b>	<b>100.0%</b>
ACCRUED INCOME OTHER	5,902.34	5,902.34	
<b>TOTAL ACCRUED INCOME</b>	<b>5,902.34</b>	<b>5,902.34</b>	
<b>TOTAL ASSETS &amp; ACCRUALS</b>	<b>2,659,170.05</b>	<b>2,714,607.05</b>	
BEGINNING MARKET VALUE	2,861,094.87		
ENDING MARKET VALUE	2,714,607.05		



**ACTIVITY SUMMARY**

	THIS PERIOD	YEAR TO DATE	REALIZED CAPITAL GAINS / LOSSES	
			THIS PERIOD	YEAR TO DATE
BEGINNING MARKET VALUE	2,853,607.65	2,836,852.21		
DIVIDENDS AND INTEREST	4,989.63	18,937.32		
OTHER RECEIPTS	0.00	575,000.00		
DISBURSEMENTS	150,000.00-	700,000.00-		
FEES	1,507.07-	8,883.32-		
NET CASH SALES/PURCHASES	146,517.44	114,946.00		
CHANGE IN MARKET VALUE	144,902.94-	128,147.50-		
ENDING MARKET VALUE	2,708,704.71	2,708,704.71		
			<b>TOTAL GAINS / LOSSES</b>	<b>0.00</b>
				<b>0.00</b>
			INVESTMENT PERFORMANCE	
			THIS PERIOD	YEAR TO DATE
			<b>RATE OF RETURN</b>	<b>0.23%</b>
				<b>0.20%</b>