

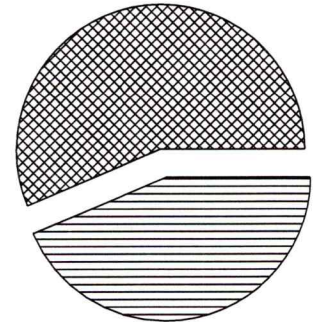


ACCOUNT NUMBER:

STATEMENT PERIOD: SEPTEMBER 01, 2020 THROUGH SEPTEMBER 30, 2020

**PORTFOLIO SUMMARY**

	TAX COST	MARKET VALUE	PERCENT
 CASH AND EQUIVALENTS	1,837,691.42	1,837,691.42	56.3%
 FIXED INCOME	1,350,000.00	1,424,253.00	43.7%
<b>TOTAL ASSETS</b>	<b>3,187,691.42</b>	<b>3,261,944.42</b>	<b>100.0%</b>
ACCRUED INCOME OTHER	7,604.88	7,604.88	
<b>TOTAL ACCRUED INCOME</b>	<b>7,604.88</b>	<b>7,604.88</b>	
<b>TOTAL ASSETS &amp; ACCRUALS</b>	<b>3,195,296.30</b>	<b>3,269,549.30</b>	
<b>BEGINNING MARKET VALUE</b>	<b>3,270,064.21</b>		
<b>ENDING MARKET VALUE</b>	<b>3,269,549.30</b>		



**ACTIVITY SUMMARY**

	THIS PERIOD	YEAR TO DATE	REALIZED CAPITAL GAINS / LOSSES	
			THIS PERIOD	YEAR TO DATE
<b>BEGINNING MARKET VALUE</b>	<b>3,260,225.60</b>	<b>2,814,138.89</b>		
DIVIDENDS AND INTEREST	5,253.00	35,580.69		
OTHER RECEIPTS	0.00	1,326,500.00	LONG TERM	0.00
DISBURSEMENTS	0.00	945,000.00-	<b>TOTAL GAINS / LOSSES</b>	<b>0.00</b>
FEES	1,310.68-	12,160.50-		
NET CASH SALES/PURCHASES	3,942.32-	404,920.19-		
CHANGE IN MARKET VALUE	1,718.82	447,805.53		
<b>ENDING MARKET VALUE</b>	<b>3,261,944.42</b>	<b>3,261,944.42</b>		
			INVESTMENT PERFORMANCE	
			THIS PERIOD	YEAR TO DATE
			RATE OF RETURN	0.09%
				2.79%