

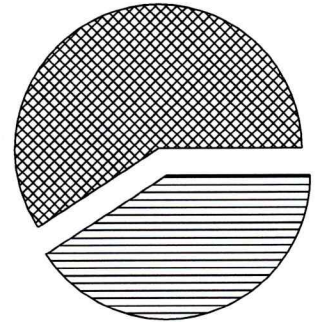


ACCOUNT NUMBER:

STATEMENT PERIOD: NOVEMBER 01, 2020 THROUGH NOVEMBER 30, 2020

PORTFOLIO SUMMARY

	TAX COST	MARKET VALUE	PERCENT
 CASH AND EQUIVALENTS	1,991,274.25	1,991,274.25	59.2%
 FIXED INCOME	1,300,000.00	1,369,596.00	40.8%
TOTAL ASSETS	3,291,274.25	3,360,870.25	100.0%
ACCRUED INCOME OTHER	7,159.73	7,159.73	
TOTAL ACCRUED INCOME	7,159.73	7,159.73	
TOTAL ASSETS & ACCRUALS	3,298,433.98	3,368,029.98	
BEGINNING MARKET VALUE	3,519,528.83		
ENDING MARKET VALUE	3,368,029.98		



ACTIVITY SUMMARY

	THIS PERIOD	YEAR TO DATE	REALIZED CAPITAL GAINS / LOSSES	
			THIS PERIOD	YEAR TO DATE
BEGINNING MARKET VALUE	3,512,551.09	2,814,138.89		
DIVIDENDS AND INTEREST	2,666.39	42,534.21		
OTHER RECEIPTS	0.00	1,576,500.00	LONG TERM	0.00
DISBURSEMENTS	150,000.00-	1,095,000.00-	TOTAL GAINS / LOSSES	0.00
FEEES	1,740.23-	15,531.19-		
NET CASH SALES/PURCHASES	149,073.84	508,503.02-		
CHANGE IN MARKET VALUE	151,680.84-	546,731.36		
ENDING MARKET VALUE	3,360,870.25	3,360,870.25		
			INVESTMENT PERFORMANCE	
			THIS PERIOD	YEAR TO DATE
			RATE OF RETURN	0.00%
				2.87%