

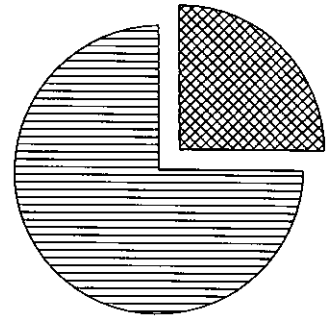


ACCOUNT NUMBER:

STATEMENT PERIOD: DECEMBER 01, 2020 THROUGH DECEMBER 31, 2020

PORTFOLIO SUMMARY

	TAX COST	MARKET VALUE	PERCENT
 CASH AND EQUIVALENTS	718,213.71	718,213.71	25.3%
 FIXED INCOME	2,050,000.00	2,118,638.50	74.7%
TOTAL ASSETS	2,768,213.71	2,836,852.21	100.0%
ACCRUED INCOME OTHER	6,444.38	6,444.38	
TOTAL ACCRUED INCOME	6,444.38	6,444.38	
TOTAL ASSETS & ACCRUALS	2,774,658.09	2,843,296.59	
BEGINNING MARKET VALUE	3,368,029.98		
ENDING MARKET VALUE	2,843,296.59		



ACTIVITY SUMMARY

	THIS PERIOD	YEAR TO DATE	REALIZED CAPITAL GAINS / LOSSES	
			THIS PERIOD	YEAR TO DATE
BEGINNING MARKET VALUE	3,360,870.25	2,814,138.89		
DIVIDENDS AND INTEREST	3,657.96	46,192.17		
OTHER RECEIPTS	0.00	1,576,500.00		
DISBURSEMENTS	525,000.00-	1,620,000.00-	LONG TERM	0.00
FEEs	1,718.50-	17,249.69-	TOTAL GAINS / LOSSES	0.00
NET CASH SALES/PURCHASES	523,060.54	14,557.52		
CHANGE IN MARKET VALUE	524,018.04-	22,713.32		
ENDING MARKET VALUE	2,836,852.21	2,836,852.21		
			INVESTMENT PERFORMANCE	
			THIS PERIOD	YEAR TO DATE
			RATE OF RETURN	0.08%
				2.97%