

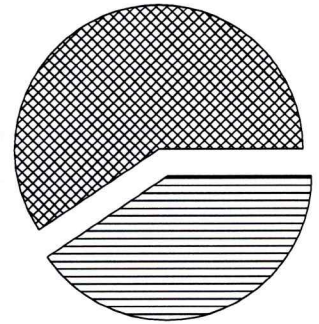


ACCOUNT NUMBER:

STATEMENT PERIOD: OCTOBER 01, 2020 THROUGH OCTOBER 31, 2020

**PORTFOLIO SUMMARY**

	TAX COST	MARKET VALUE	PERCENT
 CASH AND EQUIVALENTS	2,090,348.09	2,090,348.09	59.5%
 FIXED INCOME	1,350,000.00	1,422,203.00	40.5%
<b>TOTAL ASSETS</b>	<b>3,440,348.09</b>	<b>3,512,551.09</b>	<b>100.0%</b>
ACCRUED INCOME OTHER	6,977.74	6,977.74	
<b>TOTAL ACCRUED INCOME</b>	<b>6,977.74</b>	<b>6,977.74</b>	
<b>TOTAL ASSETS &amp; ACCRUALS</b>	<b>3,447,325.83</b>	<b>3,519,528.83</b>	
<b>BEGINNING MARKET VALUE</b>	<b>3,269,549.30</b>		
<b>ENDING MARKET VALUE</b>	<b>3,519,528.83</b>		



**ACTIVITY SUMMARY**

	THIS PERIOD	YEAR TO DATE	REALIZED CAPITAL GAINS / LOSSES	
			THIS PERIOD	YEAR TO DATE
<b>BEGINNING MARKET VALUE</b>	<b>3,261,944.42</b>	<b>2,814,138.89</b>		
DIVIDENDS AND INTEREST	4,287.13	39,867.82		
OTHER RECEIPTS	250,000.00	1,576,500.00	LONG TERM	0.00
DISBURSEMENTS	0.00	945,000.00	<b>TOTAL GAINS / LOSSES</b>	<b>0.00</b>
FEES	1,630.46	13,790.96		
NET CASH SALES/PURCHASES	252,656.67	657,576.86		
CHANGE IN MARKET VALUE	250,606.67	698,412.20		
<b>ENDING MARKET VALUE</b>	<b>3,512,551.09</b>	<b>3,512,551.09</b>		
			INVESTMENT PERFORMANCE	
			THIS PERIOD	YEAR TO DATE
			RATE OF RETURN	0.07%
				2.87%