

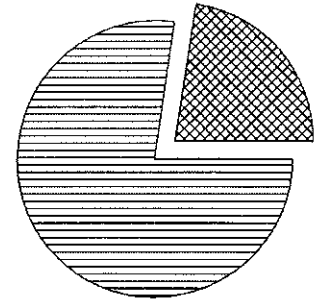


ACCOUNT NUMBER:

STATEMENT PERIOD: JANUARY 01, 2021 THROUGH JANUARY 31, 2021

PORTFOLIO SUMMARY

	TAX COST	MARKET VALUE	PERCENT
 CASH AND EQUIVALENTS	593,702.64	593,702.64	22.7%
 FIXED INCOME	1,950,000.00	2,016,677.50	77.3%
TOTAL ASSETS	2,543,702.64	2,610,380.14	100.0%
ACCRUED INCOME OTHER	7,204.11	7,204.11	
TOTAL ACCRUED INCOME	7,204.11	7,204.11	
TOTAL ASSETS & ACCRUALS	2,550,906.75	2,617,584.25	
BEGINNING MARKET VALUE	2,843,296.59		
ENDING MARKET VALUE	2,617,584.25		



ACTIVITY SUMMARY

	THIS PERIOD	YEAR TO DATE	REALIZED CAPITAL GAINS / LOSSES	
			THIS PERIOD	YEAR TO DATE
BEGINNING MARKET VALUE	2,836,852.21	2,836,852.21		
DIVIDENDS AND INTEREST	2,043.66	2,043.66		
DISBURSEMENTS	225,000.00-	225,000.00-		
FEES	1,554.73-	1,554.73-		
NET CASH SALES/PURCHASES	224,511.07	224,511.07		
CHANGE IN MARKET VALUE	226,472.07-	226,472.07-		
ENDING MARKET VALUE	2,610,380.14	2,610,380.14		
			TOTAL GAINS / LOSSES	0.00
				0.00
			INVESTMENT PERFORMANCE	
			THIS PERIOD	YEAR TO DATE
			RATE OF RETURN	0.00%
			0.00%	0.00%