

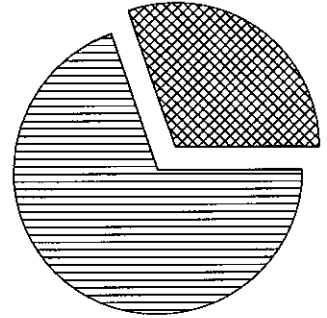


**PORTFOLIO SUMMARY**

	TAX COST	MARKET VALUE	PERCENT
 CASH AND EQUIVALENTS	707,078.15	707,078.15	30.3%
 FIXED INCOME	1,550,000.00	1,627,679.00	69.7%
<b>TOTAL ASSETS</b>	<b>2,257,078.15</b>	<b>2,334,757.15</b>	<b>100.0%</b>
ACCRUED INCOME OTHER	8,016.00	8,016.00	
<b>TOTAL ACCRUED INCOME</b>	<b>8,016.00</b>	<b>8,016.00</b>	
<b>TOTAL ASSETS &amp; ACCRUALS</b>	<b>2,265,094.15</b>	<b>2,342,773.15</b>	
BEGINNING MARKET VALUE	2,490,387.12		
ENDING MARKET VALUE	2,342,773.15		



**ACTIVITY SUMMARY**

	THIS PERIOD	YEAR TO DATE	REALIZED CAPITAL GAINS / LOSSES	
			THIS PERIOD	YEAR TO DATE
BEGINNING MARKET VALUE	2,483,387.50	2,814,138.89		
DIVIDENDS AND INTEREST	2,134.78	28,958.52		
OTHER RECEIPTS	0.00	400,000.00		
DISBURSEMENTS	150,000.00-	945,000.00-	LONG TERM	0.00
FEEES	1,322.63-	9,651.60-	TOTAL GAINS / LOSSES	0.00
NET CASH SALES/PURCHASES	149,187.85	525,693.08		
CHANGE IN MARKET VALUE	148,630.35-	479,381.74-		
ENDING MARKET VALUE	2,334,757.15	2,334,757.15		
			INVESTMENT PERFORMANCE	
			THIS PERIOD	YEAR TO DATE
			RATE OF RETURN	0.11%
				2.67%


ACCOUNT NUMBER:  
STATEMENT PERIOD: JULY 01, 2020 THROUGH JULY 31, 2020



**PORTFOLIO DETAIL**

DESCRIPTION	MARKET VALUE/ PRICE	TAX COST/ UNREALIZED GAIN/LOSS	EST ANNUAL INCOME/ ACCRUED INC	CURRENT YIELD
<b>CASH AND EQUIVALENTS</b>				
FNWM MONEY MARKET	707,078.15 1.00	707,078.15 0.00	424.25 35.35	0.06
<b>TOTAL CASH AND EQUIVALENTS</b>	<b>707,078.15</b>	<b>707,078.15</b> 0.00	<b>424.25</b> 35.35	<b>0.06</b>

**BOND QUALITY SUMMARY**



DESCRIPTION	RATING	PAR VALUE	MARKET VALUE/ PRICE	TAX COST/ UNREALIZED GAIN/LOSS	EST ANNUAL INCOME/ ACCRUED INC	CURRENT YIELD
<b>FIXED INCOME</b>						
ALLY BANK MIDVALE UT CD DTD 01/02/2019 2.8% 01/11/2021		100,000.00	101,231.00 101.23	100,000.00 1,231.00	2,800.00 167.39	2.77
AMERICAN EXPRESS FED SAVINGS BANK INSTL CD 2.4% 09/12/2022		50,000.00	52,184.50 104.37	50,000.00 2,184.50	1,200.00 463.04	2.30
AMERICAN EXPRESS CENTURION CD 2.45% 04/05/2022		50,000.00	51,836.50 103.67	50,000.00 1,836.50	1,225.00 394.95	2.36
BMW BANK OF NORTH AMERICA SALT LAKE CD 2.1% 09/08/2021		50,000.00	51,088.50 102.18	50,000.00 1,088.50	1,050.00 416.58	2.06
BMW BANK OF NORTH AMERICA SALT LAKE CD DTD 11/10/2017 2% 11/10/2020		50,000.00	50,271.00 100.54	50,000.00 271.00	1,000.00 225.54	1.99
CAPITAL ONE BANK USA NA CD DTD 09/19/2018 1.4% 09/28/2020		100,000.00	100,192.00 100.19	100,000.00 192.00	1,400.00 479.35	1.40
CAPITAL ONE BANK USA NA CD DTD 12/15/2016 2.25% 12/29/2021		50,000.00	51,490.00 102.98	50,000.00 1,490.00	1,125.00 101.43	2.18