

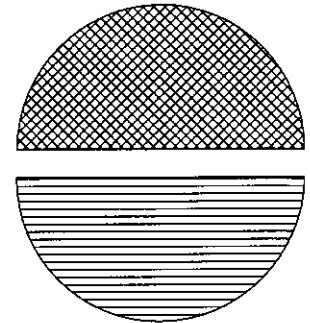


**PORTFOLIO SUMMARY**

	TAX COST	MARKET VALUE	PERCENT
 CASH AND EQUIVALENTS	1,633,749.10	1,633,749.10	50.1%
 FIXED INCOME	1,550,000.00	1,626,476.50	49.9%
<b>TOTAL ASSETS</b>	<b>3,183,749.10</b>	<b>3,260,225.60</b>	<b>100.0%</b>
ACCRUED INCOME OTHER	9,838.61	9,838.61	
<b>TOTAL ACCRUED INCOME</b>	<b>9,838.61</b>	<b>9,838.61</b>	
<b>TOTAL ASSETS &amp; ACCRUALS</b>	<b>3,193,587.71</b>	<b>3,270,064.21</b>	



BEGINNING MARKET VALUE 2,342,773.15  
ENDING MARKET VALUE 3,270,064.21

**ACTIVITY SUMMARY**

	THIS PERIOD	YEAR TO DATE	REALIZED CAPITAL GAINS / LOSSES	
			THIS PERIOD	YEAR TO DATE
BEGINNING MARKET VALUE	2,334,757.15	2,814,138.89		
DIVIDENDS AND INTEREST	1,369.17	30,327.69		
OTHER RECEIPTS	926,500.00	1,326,500.00		
DISBURSEMENTS	0.00	945,000.00-	LONG TERM	0.00
FEEES	1,198.22-	10,849.82-	<b>TOTAL GAINS / LOSSES</b>	<b>0.00</b>
NET CASH SALES/PURCHASES	926,670.95-	400,977.87-	<b>INVESTMENT PERFORMANCE</b>	
CHANGE IN MARKET VALUE	925,468.45	446,086.71		
<b>ENDING MARKET VALUE</b>	<b>3,260,225.60</b>	<b>3,260,225.60</b>	<b>THIS PERIOD</b>	<b>YEAR TO DATE</b>
			<b>RATE OF RETURN</b>	<b>0.01%</b>
				<b>2.68%</b>

ACCOUNT NUMBER:

STATEMENT PERIOD: AUGUST 01, 2020 THROUGH AUGUST 31, 2020



**PORTFOLIO DETAIL**

DESCRIPTION	MARKET VALUE/ PRICE	TAX COST/ UNREALIZED GAIN/LOSS	EST ANNUAL INCOME/ ACCRUED INC	CURRENT YIELD
<b>CASH AND EQUIVALENTS</b>				
FNWM MONEY MARKET	1,633,749.10	1,633,749.10	980.25	0.06
	1.00	0.00	81.69	
<b>TOTAL CASH AND EQUIVALENTS</b>	<b>1,633,749.10</b>	<b>1,633,749.10</b>	<b>980.25</b>	<b>0.06</b>
		0.00	81.69	

**BOND QUALITY SUMMARY**

S & P QUALITY RATING	MARKET VALUE	PERCENT
TREASURY / AGENCY	50,055.00	3.1%
NOT RATED	1,576,421.50	96.9%
<b>Total</b>	<b>1,626,476.50</b>	<b>100.0%</b>

DESCRIPTION	RATING	PAR VALUE	MARKET VALUE/ PRICE	TAX COST/ UNREALIZED GAIN/LOSS	EST ANNUAL INCOME/ ACCRUED INC	CURRENT YIELD
<b>FIXED INCOME</b>						
ALLY BANK MIDVALE UT CD DTD 01/02/2019 2.8% 01/11/2021		100,000.000	101,008.00 101.01	100,000.00 1,008.00	2,800.00 403.26	2.77
AMERICAN EXPRESS FED SAVINGS BANK INSTL CD 2.4% 09/12/2022		50,000.000	52,122.00 104.24	50,000.00 2,122.00	1,200.00 564.13	2.30
AMERICAN EXPRESS CENTURION CD 2.45% 04/05/2022		50,000.000	51,773.50 103.55	50,000.00 1,773.50	1,225.00 498.70	2.37
BMW BANK OF NORTH AMERICA SALT LAKE CD 2.1% 09/08/2021		50,000.000	51,017.00 102.03	50,000.00 1,017.00	1,050.00 505.03	2.06
BMW BANK OF NORTH AMERICA SALT LAKE CD DTD 11/10/2017 2% 11/10/2020		50,000.000	50,191.00 100.38	50,000.00 191.00	1,000.00 309.78	1.99
CAPITAL ONE BANK USA NA CD DTD 09/19/2016 1.4% 09/28/2020		100,000.000	100,094.00 100.09	100,000.00 94.00	1,400.00 597.28	1.40
CAPITAL ONE BANK USA NA CD DTD 12/15/2016 2.25% 12/29/2021		50,000.000	51,416.50 102.83	50,000.00 1,416.50	1,125.00 196.72	2.19