

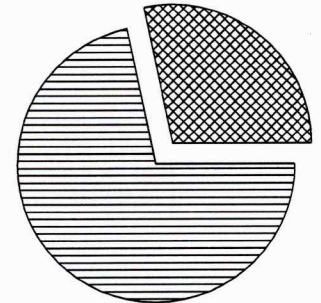


ACCOUNT NUMBER

STATEMENT PERIOD: JANUARY 01, 2022 THROUGH JANUARY 31, 2022

**PORTFOLIO SUMMARY**

	TAX COST	MARKET VALUE	PERCENT
 CASH AND EQUIVALENTS	1,064,476.76	1,064,476.76	28.3%
 FIXED INCOME	2,703,725.61	2,701,750.50	71.7%
<b>TOTAL ASSETS</b>	<b>3,768,202.37</b>	<b>3,766,227.26</b>	<b>100.0%</b>
ACCRUED INCOME OTHER	9,004.70	9,004.70	
<b>TOTAL ACCRUED INCOME</b>	<b>9,004.70</b>	<b>9,004.70</b>	
<b>TOTAL ASSETS &amp; ACCRUALS</b>	<b>3,777,207.07</b>	<b>3,775,231.96</b>	
BEGINNING MARKET VALUE	3,929,387.45		
ENDING MARKET VALUE	3,775,231.96		



**ACTIVITY SUMMARY**

	THIS PERIOD	YEAR TO DATE	REALIZED CAPITAL GAINS / LOSSES	
			THIS PERIOD	YEAR TO DATE
BEGINNING MARKET VALUE	3,924,139.73	3,924,139.73		
DIVIDENDS AND INTEREST	339.72-	339.72-		
DISBURSEMENTS	135,000.00-	135,000.00-		
FEES	1,962.64-	1,962.64-		
NET CASH SALES/PURCHASES	138,018.11	138,018.11		
CHANGE IN MARKET VALUE	158,628.22-	158,628.22-		
ENDING MARKET VALUE	3,766,227.26	3,766,227.26		
			<b>TOTAL GAINS / LOSSES</b>	<b>0.00</b>
				<b>0.00</b>
			INVESTMENT PERFORMANCE	
			THIS PERIOD	YEAR TO DATE
			<b>RATE OF RETURN</b>	<b>0.53-%</b>
				<b>0.53-%</b>