

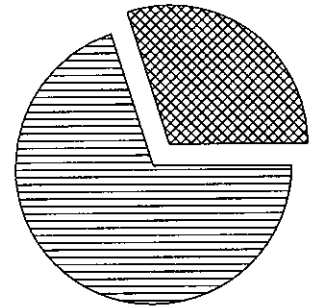


ACCOUNT NUMBER:

STATEMENT PERIOD: FEBRUARY 01, 2022 THROUGH FEBRUARY 28, 2022

PORTFOLIO SUMMARY

	TAX COST	MARKET VALUE	PERCENT
 CASH AND EQUIVALENTS	1,114,068.03	1,114,068.03	29.9%
 FIXED INCOME	2,653,725.61	2,615,907.50	70.1%
TOTAL ASSETS	3,767,793.64	3,729,975.53	100.0%
ACCRUED INCOME OTHER	10,734.74	10,734.74	
TOTAL ACCRUED INCOME	10,734.74	10,734.74	
TOTAL ASSETS & ACCRUALS	3,778,528.38	3,740,710.27	
BEGINNING MARKET VALUE	3,775,231.96		
ENDING MARKET VALUE	3,740,710.27		



ACTIVITY SUMMARY

	THIS PERIOD	YEAR TO DATE	REALIZED CAPITAL GAINS / LOSSES	
			THIS PERIOD	YEAR TO DATE
BEGINNING MARKET VALUE	3,766,227.26	3,924,139.73		
DIVIDENDS AND INTEREST	1,521.99	1,182.27		
DISBURSEMENTS	0.00	135,000.00-		
FEES	1,930.72-	3,893.36-		
NET CASH SALES/PURCHASES	307.02-	137,711.09		
CHANGE IN MARKET VALUE	35,535.98-	194,164.20-		
ENDING MARKET VALUE	3,729,975.53	3,729,975.53		
			INVESTMENT PERFORMANCE	
			THIS PERIOD	YEAR TO DATE
			RATE OF RETURN	
			0.91-%	1.41-%