

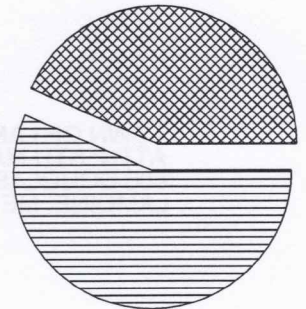


ACCOUNT NUMBER:

STATEMENT PERIOD: MARCH 01, 2022 THROUGH MARCH 31, 2022

**PORTFOLIO SUMMARY**

	TAX COST	MARKET VALUE	PERCENT
 CASH AND EQUIVALENTS	1,926,541.20	1,926,541.20	43.3%
 FIXED INCOME	2,603,725.61	2,517,697.00	56.7%
<b>TOTAL ASSETS</b>	<b>4,530,266.81</b>	<b>4,444,238.20</b>	<b>100.0%</b>
ACCRUED INCOME OTHER	11,411.62	11,411.62	
<b>TOTAL ACCRUED INCOME</b>	<b>11,411.62</b>	<b>11,411.62</b>	
<b>TOTAL ASSETS &amp; ACCRUALS</b>	<b>4,541,678.43</b>	<b>4,455,649.82</b>	
BEGINNING MARKET VALUE	3,740,710.27		
ENDING MARKET VALUE	4,455,649.82		



**ACTIVITY SUMMARY**

	THIS PERIOD	YEAR TO DATE	REALIZED CAPITAL GAINS / LOSSES	
			THIS PERIOD	YEAR TO DATE
BEGINNING MARKET VALUE	3,729,975.53	3,924,139.73		
DIVIDENDS AND INTEREST	2,846.70	4,028.97		
OTHER RECEIPTS	761,500.00	761,500.00		
DISBURSEMENTS	0.00	135,000.00-		
FEES	1,873.53-	5,766.89-		
NET CASH SALES/PURCHASES	762,473.17-	624,762.08-		
CHANGE IN MARKET VALUE	714,262.67	520,098.47		
ENDING MARKET VALUE	4,444,238.20	4,444,238.20		
			<b>TOTAL GAINS / LOSSES</b>	<b>0.00</b>
				<b>0.00</b>
			INVESTMENT PERFORMANCE	
			THIS PERIOD	YEAR TO DATE
			<b>RATE OF RETURN</b>	<b>1.22-%</b>
				<b>2.56-%</b>