




ACCOUNT NUMBER:

STATEMENT PERIOD: APRIL 01, 2022 THROUGH APRIL 30, 2022

PORTFOLIO SUMMARY

	TAX COST	MARKET VALUE	PERCENT
 CASH AND EQUIVALENTS	232,550.08	232,550.08	5.6%
 FIXED INCOME	4,053,725.61	3,915,586.50	94.4%
TOTAL ASSETS	4,286,275.69	4,148,136.58	100.0%
ACCRUED INCOME OTHER	8,547.35	8,547.35	
TOTAL ACCRUED INCOME	8,547.35	8,547.35	
TOTAL ASSETS & ACCRUALS	4,294,823.04	4,156,683.93	
BEGINNING MARKET VALUE	4,455,649.82		
ENDING MARKET VALUE	4,156,683.93		



ACTIVITY SUMMARY

	THIS PERIOD	YEAR TO DATE	REALIZED CAPITAL GAINS / LOSSES	
			THIS PERIOD	YEAR TO DATE
BEGINNING MARKET VALUE	4,444,238.20	3,924,139.73		
DIVIDENDS AND INTEREST	8,122.32	12,151.29		
OTHER RECEIPTS	0.00	761,500.00		
DISBURSEMENTS	250,000.00-	385,000.00-		
FEES	2,113.44-	7,880.33-		
NET CASH SALES/PURCHASES	243,991.12	380,770.96-		
CHANGE IN MARKET VALUE	296,101.62-	223,996.85		
ENDING MARKET VALUE	4,148,136.58	4,148,136.58		
			TOTAL GAINS / LOSSES	0.00
				0.00
			INVESTMENT PERFORMANCE	
			THIS PERIOD	YEAR TO DATE
			RATE OF RETURN	0.99-%
				3.69-%