

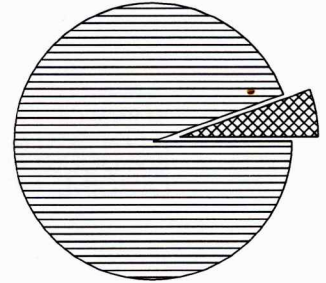


ACCOUNT NUMBER:

STATEMENT PERIOD: MAY 01, 2022 THROUGH MAY 31, 2022

PORTFOLIO SUMMARY

	TAX COST	MARKET VALUE	PERCENT
 CASH AND EQUIVALENTS	235,107.32	235,107.32	5.7%
 FIXED INCOME	4,053,725.61	3,899,334.50	94.3%
TOTAL ASSETS	4,288,832.93	4,134,441.82	100.0%
ACCRUED INCOME OTHER	11,126.75	11,126.75	
TOTAL ACCRUED INCOME	11,126.75	11,126.75	
TOTAL ASSETS & ACCRUALS	4,299,959.68	4,145,568.57	
BEGINNING MARKET VALUE	4,156,683.93		
ENDING MARKET VALUE	4,145,568.57		



ACTIVITY SUMMARY

	THIS PERIOD	YEAR TO DATE	REALIZED CAPITAL GAINS / LOSSES	
			THIS PERIOD	YEAR TO DATE
BEGINNING MARKET VALUE	4,148,136.58	3,924,139.73		
DIVIDENDS AND INTEREST	4,716.98	16,868.27		
OTHER RECEIPTS	0.00	761,500.00		
DISBURSEMENTS	0.00	385,000.00-		
FEEs	2,159.74-	10,040.07-		
NET CASH SALES/PURCHASES	2,557.24-	383,328.20-		
CHANGE IN MARKET VALUE	13,694.76-	210,302.09		
ENDING MARKET VALUE	4,134,441.82	4,134,441.82		
			INVESTMENT PERFORMANCE	
			THIS PERIOD	YEAR TO DATE
RATE OF RETURN			0.28-%	3.98-%