




ACCOUNT NUMBER: _____
STATEMENT PERIOD: JUNE 01, 2022 THROUGH JUNE 30, 2022

PORTFOLIO SUMMARY

	TAX COST	MARKET VALUE	PERCENT
 CASH AND EQUIVALENTS	5,335.37	5,335.37	0.1%
 FIXED INCOME	3,853,725.61	3,674,898.00	99.9%
TOTAL ASSETS	3,859,060.98	3,680,233.37	100.0%
ACCRUED INCOME OTHER	12,243.52	12,243.52	
TOTAL ACCRUED INCOME	12,243.52	12,243.52	
TOTAL ASSETS & ACCRUALS	3,871,304.50	3,692,476.89	
BEGINNING MARKET VALUE	4,145,568.57		
ENDING MARKET VALUE	3,692,476.89		



ACTIVITY SUMMARY

	THIS PERIOD	YEAR TO DATE	REALIZED CAPITAL GAINS / LOSSES	
			THIS PERIOD	YEAR TO DATE
BEGINNING MARKET VALUE	4,134,441.82	3,924,139.73		
DIVIDENDS AND INTEREST	5,095.55	21,963.82		
OTHER RECEIPTS	0.00	761,500.00	LONG TERM	7,800.06-
DISBURSEMENTS	425,000.00-	810,000.00-	TOTAL GAINS / LOSSES	7,800.06-
FEEs	2,067.44-	12,107.51-		
NET CASH SALES/PURCHASES	421,971.89	38,643.69		
CHANGE IN MARKET VALUE	454,208.45-	243,906.36-		
ENDING MARKET VALUE	3,680,233.37	3,680,233.37		
			INVESTMENT PERFORMANCE	
			THIS PERIOD	YEAR TO DATE
			RATE OF RETURN	0.66-%
				4.67-%