

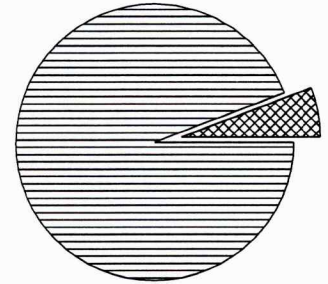


ACCOUNT NUMBER: *

STATEMENT PERIOD: JULY 01, 2021 THROUGH JULY 31, 2021

PORTFOLIO SUMMARY

	TAX COST	MARKET VALUE	PERCENT
 CASH AND EQUIVALENTS	153,348.42	153,348.42	5.9%
 FIXED INCOME	2,400,000.00	2,443,470.50	94.1%
TOTAL ASSETS	2,553,348.42	2,596,818.92	100.0%
ACCRUED INCOME OTHER	7,812.48	7,812.48	
TOTAL ACCRUED INCOME	7,812.48	7,812.48	
TOTAL ASSETS & ACCRUALS	2,561,160.90	2,604,631.40	
BEGINNING MARKET VALUE	2,714,607.05		
ENDING MARKET VALUE	2,604,631.40		



ACTIVITY SUMMARY

	THIS PERIOD	YEAR TO DATE	REALIZED CAPITAL GAINS / LOSSES	
			THIS PERIOD	YEAR TO DATE
BEGINNING MARKET VALUE	2,708,704.71	2,836,852.21		
DIVIDENDS AND INTEREST	1,434.35	20,371.67		
OTHER RECEIPTS	0.00	575,000.00		
DISBURSEMENTS	100,000.00-	800,000.00-	TOTAL GAINS / LOSSES	0.00
FEEs	1,353.64-	10,236.96-		0.00
NET CASH SALES/PURCHASES	99,919.29	214,865.29	INVESTMENT PERFORMANCE	
CHANGE IN MARKET VALUE	111,885.79-	240,033.29-		
ENDING MARKET VALUE	2,596,818.92	2,596,818.92	THIS PERIOD	YEAR TO DATE
			RATE OF RETURN	0.39-%
				0.17-%