

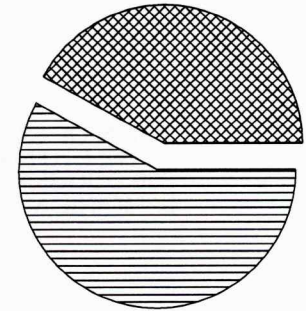


ACCOUNT NUMBER:

STATEMENT PERIOD: OCTOBER 01, 2021 THROUGH OCTOBER 31, 2021

PORTFOLIO SUMMARY

	TAX COST	MARKET VALUE	PERCENT
 CASH AND EQUIVALENTS	1,650,284.16	1,650,284.16	41.9%
 FIXED INCOME	2,250,000.00	2,286,858.00	58.1%
TOTAL ASSETS	3,900,284.16	3,937,142.16	100.0%
ACCRUED INCOME OTHER	7,424.80	7,424.80	
TOTAL ACCRUED INCOME	7,424.80	7,424.80	
TOTAL ASSETS & ACCRUALS	3,907,708.96	3,944,566.96	
BEGINNING MARKET VALUE	3,856,530.35		
ENDING MARKET VALUE	3,944,566.96		



ACTIVITY SUMMARY

	THIS PERIOD	YEAR TO DATE	REALIZED CAPITAL GAINS / LOSSES	
			THIS PERIOD	YEAR TO DATE
BEGINNING MARKET VALUE	3,847,945.73	2,836,852.21		
DIVIDENDS AND INTEREST	4,420.21	30,544.33		
OTHER RECEIPTS	89,931.86	1,916,431.86		
DISBURSEMENTS	0.00	800,000.00-		
FEEs	1,906.64-	14,905.74-		
NET CASH SALES/PURCHASES	92,445.43-	1,132,070.45-		
CHANGE IN MARKET VALUE	89,196.43	1,100,289.95		
ENDING MARKET VALUE	3,937,142.16	3,937,142.16		
			INVESTMENT PERFORMANCE	
			THIS PERIOD	YEAR TO DATE
RATE OF RETURN			0.03%	0.04-%