

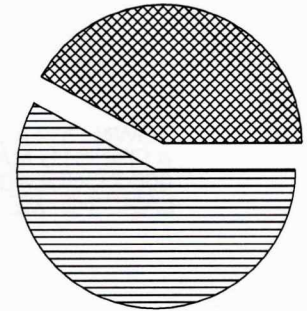


ACCOUNT NUMBER:

STATEMENT PERIOD: NOVEMBER 01, 2021 THROUGH NOVEMBER 30, 2021

PORTFOLIO SUMMARY

	TAX COST	MARKET VALUE	PERCENT
 CASH AND EQUIVALENTS	1, 652, 607. 86	1, 652, 607. 86	42. 1%
 FIXED INCOME	2, 250, 000. 00	2, 277, 425. 00	57. 9%
TOTAL ASSETS	3, 902, 607. 86	3, 930, 032. 86	100. 0%
ACCRUED INCOME OTHER	6, 958. 34	6, 958. 34	
TOTAL ACCRUED INCOME	6, 958. 34	6, 958. 34	
TOTAL ASSETS & ACCRUALS	3, 909, 566. 20	3, 936, 991. 20	
BEGINNING MARKET VALUE	3, 944, 566. 96		
ENDING MARKET VALUE	3, 936, 991. 20		



ACTIVITY SUMMARY

	THIS PERIOD	YEAR TO DATE	REALIZED CAPITAL GAINS / LOSSES	
			THIS PERIOD	YEAR TO DATE
BEGINNING MARKET VALUE	3, 937, 142. 16	2, 836, 852. 21		
DIVIDENDS AND INTEREST	4, 276. 70	34, 821. 03		
OTHER RECEIPTS	0. 00	1, 916, 431. 86		
DISBURSEMENTS	0. 00	800, 000. 00-	TOTAL GAINS / LOSSES	0. 00
FEEES	1, 953. 00-	16, 858. 74-		
NET CASH SALES/PURCHASES	2, 175. 07-	1, 134, 245. 52-		
CHANGE IN MARKET VALUE	7, 257. 93-	1, 093, 032. 02		
ENDING MARKET VALUE	3, 930, 032. 86	3, 930, 032. 86		
			INVESTMENT PERFORMANCE	
			THIS PERIOD	YEAR TO DATE
			RATE OF RETURN	0. 13-%
				0. 23-%