




ACCOUNT NUMBER:

STATEMENT PERIOD: JULY 01, 2022 THROUGH JULY 31, 2022

PORTFOLIO SUMMARY

	TAX COST	MARKET VALUE	PERCENT
 CASH AND EQUIVALENTS	4,612.82	4,612.82	0.1%
 FIXED INCOME	3,853,725.61	3,670,184.00	99.9%
TOTAL ASSETS	3,858,338.43	3,674,796.82	100.0%
ACCRUED INCOME OTHER	16,722.58	16,722.58	
TOTAL ACCRUED INCOME	16,722.58	16,722.58	
TOTAL ASSETS & ACCRUALS	3,875,061.01	3,691,519.40	
BEGINNING MARKET VALUE	3,692,476.89		
ENDING MARKET VALUE	3,691,519.40		



ACTIVITY SUMMARY

	THIS PERIOD	YEAR TO DATE	REALIZED CAPITAL GAINS / LOSSES	
			THIS PERIOD	YEAR TO DATE
BEGINNING MARKET VALUE	3,680,233.37	3,924,139.73		
DIVIDENDS AND INTEREST	1,184.73	23,148.55		
OTHER RECEIPTS	0.00	761,500.00	LONG TERM	0.00
DISBURSEMENTS	0.00	810,000.00		7,800.06
FEES	1,907.28	14,014.79	TOTAL GAINS / LOSSES	0.00
NET CASH SALES/PURCHASES	722.55	39,366.24		7,800.06
CHANGE IN MARKET VALUE	5,436.55	249,342.91		
ENDING MARKET VALUE	3,674,796.82	3,674,796.82		
			INVESTMENT PERFORMANCE	
			THIS PERIOD	YEAR TO DATE
			RATE OF RETURN	0.10-%
				4.76-%