




ACCOUNT NUMBER:

STATEMENT PERIOD: AUGUST 01, 2022 THROUGH AUGUST 31, 2022

PORTFOLIO SUMMARY

| | TAX COST | MARKET VALUE | PERCENT |
|--|---------------------|---------------------|---------------|
|  CASH AND EQUIVALENTS | 4,831.04 | 4,831.04 | 0.1% |
|  FIXED INCOME | 3,853,725.61 | 3,674,100.00 | 99.9% |
| TOTAL ASSETS | 3,858,556.65 | 3,678,931.04 | 100.0% |
| ACCRUED INCOME OTHER | 21,721.47 | 21,721.47 | |
| TOTAL ACCRUED INCOME | 21,721.47 | 21,721.47 | |
| TOTAL ASSETS & ACCRUALS | 3,880,278.12 | 3,700,652.51 | |
| BEGINNING MARKET VALUE | 3,691,519.40 | | |
| ENDING MARKET VALUE | 3,700,652.51 | | |



ACTIVITY SUMMARY

| | THIS PERIOD | YEAR TO DATE | REALIZED CAPITAL GAINS / LOSSES | |
|--------------------------|--------------|--------------|---------------------------------|-----------------|
| | | | THIS PERIOD | YEAR TO DATE |
| BEGINNING MARKET VALUE | 3,674,796.82 | 3,924,139.73 | | |
| DIVIDENDS AND INTEREST | 2,059.51 | 25,208.06 | | |
| OTHER RECEIPTS | 0.00 | 761,500.00 | LONG TERM | 0.00 |
| DISBURSEMENTS | 0.00 | 810,000.00 | | 7,800.06 |
| FEES | 1,841.29 | 15,856.08 | TOTAL GAINS / LOSSES | 0.00 |
| NET CASH SALES/PURCHASES | 218.22 | 39,148.02 | | 7,800.06 |
| CHANGE IN MARKET VALUE | 4,134.22 | 245,208.69 | INVESTMENT PERFORMANCE | |
| ENDING MARKET VALUE | 3,678,931.04 | 3,678,931.04 | THIS PERIOD | YEAR TO DATE |
| | | | RATE OF RETURN | 0.16% |
| | | | | 4.61% |