

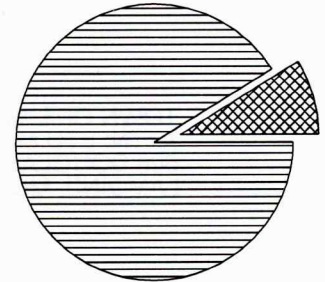


ACCOUNT NUMBER: 4

STATEMENT PERIOD: OCTOBER 01, 2022 THROUGH OCTOBER 31, 2022

**PORTFOLIO SUMMARY**

	TAX COST	MARKET VALUE	PERCENT
 CASH AND EQUIVALENTS	406,084.49	406,084.49	8.9%
 FIXED INCOME	4,453,725.61	4,143,780.50	91.1%
<b>TOTAL ASSETS</b>	<b>4,859,810.10</b>	<b>4,549,864.99</b>	<b>100.0%</b>
ACCRUED INCOME OTHER	12,032.00	12,032.00	
<b>TOTAL ACCRUED INCOME</b>	<b>12,032.00</b>	<b>12,032.00</b>	
<b>TOTAL ASSETS &amp; ACCRUALS</b>	<b>4,871,842.10</b>	<b>4,561,896.99</b>	
BEGINNING MARKET VALUE	4,590,911.04		
ENDING MARKET VALUE	4,561,896.99		



**ACTIVITY SUMMARY**

	THIS PERIOD	YEAR TO DATE	REALIZED CAPITAL GAINS / LOSSES	
			THIS PERIOD	YEAR TO DATE
BEGINNING MARKET VALUE	4,563,597.43	3,924,139.73		
DIVIDENDS AND INTEREST	25,489.89	52,836.24		
OTHER RECEIPTS	0.00	1,739,260.00	LONG TERM	0.00
DISBURSEMENTS	0.00	810,000.00		7,800.06
FEES	2,294.83	19,990.81	<b>TOTAL GAINS / LOSSES</b>	<b>0.00</b>
NET CASH SALES/PURCHASES	23,199.86	961,961.60		<b>7,800.06</b>
CHANGE IN MARKET VALUE	13,727.64	625,581.43		
<b>ENDING MARKET VALUE</b>	<b>4,549,864.99</b>	<b>4,549,864.99</b>	<b>INVESTMENT PERFORMANCE</b>	
			THIS PERIOD	YEAR TO DATE
			0.25-%	7.23-%